

Lineup ***

Salon Menu



SONQ Treatment 1
1000g



SONQ Treatment 2
1650ml



SONQ Treatment 3 Smooth
1650g



SONQ Treatment 3 Sleek
1650g

Home Care



SONQ Repair Hair Mask 4 Smooth
80g




SONQ Repair Hair Mask 4 Sleek
80g

Check
Scan for price list



Fragrance ***



An elegant floral musk fragrance, luminous like soft white light.

Floral musk scent

The pure freshness of bergamot and pear harmonizes with gentle rose and jasmine, enriched by the refined warmth of musk and sandalwood.



smooth

Ion Treatment

SONQ

Moisture locked in by the power of ions

sleek

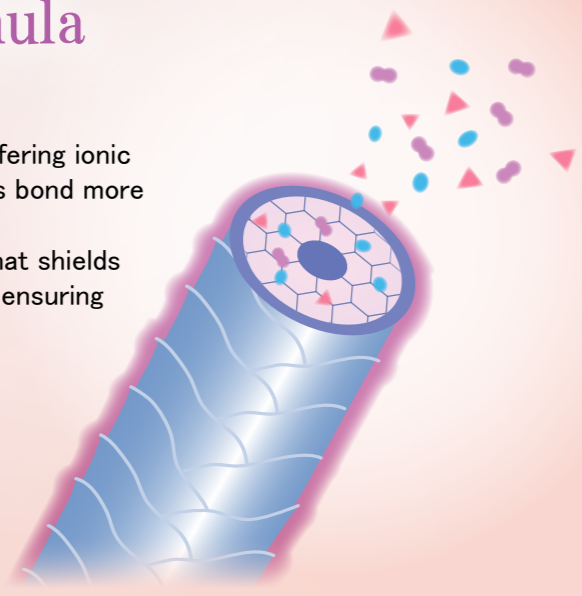
Instant Results

Beautiful Hair, Infused with Moisture

Damaged strands are rapidly restored. Moisture is locked in, leaving hair smooth and beautiful to the touch.

Ion Coat Formula

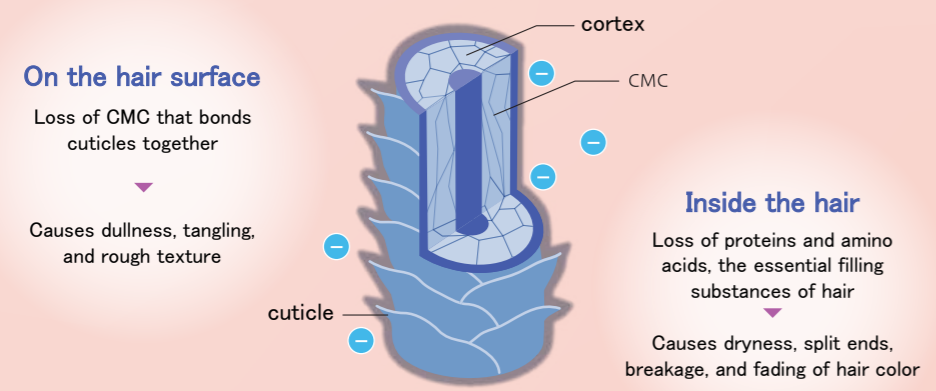
By layering treatments with differing ionic properties, repairing ingredients bond more effectively to the hair. This forms a protective coat that shields strands from heat and friction, ensuring lasting resilience and shine.



Damage Caused by Hair Coloring and Perms

Alkaline and reducing agents contained in hair color and perm solutions damage the CMC*, weakening the adhesion between cuticles.

*CMC (Cell Membrane Complex): Found in the cuticle and cortex, the CMC is said to be the pathway through which perm and hair color agents, as well as moisture, pass.

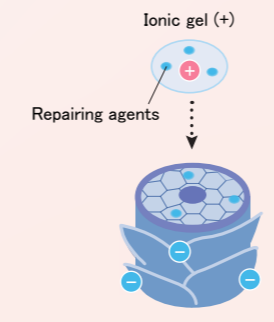


SONQ repairs both the surface and the inner structure of the hair, ensuring lasting healthy condition.

Salon Menu

Achieve a radiant finish in 3 easy steps

Step 1



SONQ Treatment 1

Focused repair of damaged areas with a cationic gel

How to Use After shampooing, towel-dry thoroughly. Apply an appropriate amount, focusing on damaged areas of the hair, and work in well.

Standard usage amount 1 push = approx. 3g

Short	Medium	Long
1push (3g)	2push (6g)	3push (9g)

Point

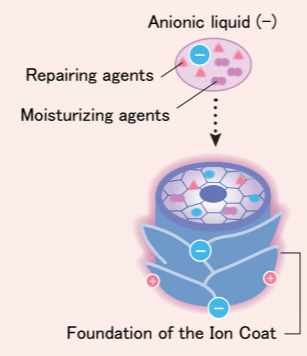
For highly damaged hair, use approximately double the standard amount for each length.

Key Ingredients

- [Repairing Agents] CMC-Like Components*1 Tostear®*2 Active Keratin*3

- *1 Ceramide NG, Ceramide NP, Ceramide AP, Cholesterol, Quaternium-33, Cetearamidethyl diethonium hydrolyzed rice protein
- *2 Aminoethyl thiosuccinate diammonium
- *3 Hydrolyzed keratin (wool)

Step 2



SONQ Treatment 2

An anionic liquid that hydrates the hair and forms the base of the Ion Coat

How to Use After applying SONQ Treatment 1, distribute an appropriate amount of SONQ Treatment 2 evenly throughout the hair and work in thoroughly.

Standard usage amount 1 push = approx. 0.75ml

Short	Medium	Long
8push (6ml)	16push (12ml)	24push (18ml)

Point

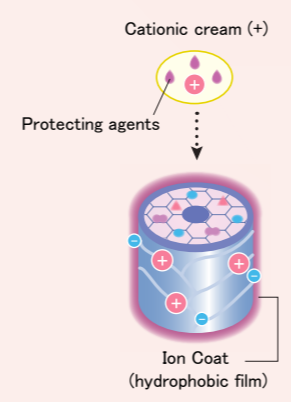
Massage well into the hair to ensure full absorption.

Key Ingredients

- [Repairing Agents] Gemini-type amino acid derivative*4
- [Moisturizing Agents] NMF (Natural Moisturizing Factor)-like components*5
- [Coating Agents] Anionic base coat*6

- *4 Dilauroyl glutamic acid lysine Na
- *5 PCA-Na, Glycine, Glutamic Acid, Alanine, Lysine, Arginine, Threonine, Proline, Serine
- *6 Shellac, Carboxymethyl Dextran Na

Step 3



SONQ Treatment 3 Smooth/Sleek

Through ionic bonding of the cationic cream, a hydrophobic film is formed to protect hair from damage

How to Use After applying SONQ Treatment 2, spread SONQ Treatment 3 Smooth / Sleek evenly throughout the hair and work in thoroughly. Rinse well with warm water.

Standard usage amount 1 push = approx. 3g

Short	Medium	Long
3push (9g)	6push (18g)	9push (27g)

Point

Select Smooth or Sleek depending on the desired finish.

- smooth** For a soft, silky finish
- sleek** For a moist, lustrous finish

Key Ingredients

- [Coating Agents] Amino Coat Oil*7
- [Repairing Agents] Hybrid Polymer*8 Elcalactone*9

- *7 Amodimethicone, Bis-Cetearyl Amodimethicone
- *8 (Hydrolyzed Silk / PG-Propyl Methylsilanediol) Crosspolymer
- *9 γ -Docosalactone

Home Care

Weekly recharge to maintain salon treatment results



SONQ Repair Hair Mask 4 Smooth/Sleek

Provides moisture, repairs damage, and helps prevent split ends and breakage

- 1. Hair repair 2. Moisturization 3. Protection against heat damage

How to Use After shampooing, lightly remove excess water. Apply an appropriate amount, focusing on the ends and damaged areas, then work through the entire hair. Rinse thoroughly with warm water.

- smooth** Soft feel that stays silky and light
- sleek** Moist feel that stays sleek and lustrous

Key Ingredients

- [Repairing Agents] Active Keratin*3
- [Coating Agents] Amino Coat Oil*7
- [Repairing Agents] Hybrid Polymer*8 Elcalactone*9
- [Emollient Oils] Argan Oil*10

- *10 Argania Spinosa Kernel Oil

Tostear® is a registered trademark of Oriental Chemical Co., Ltd. All illustrations are for image purposes only.